

OUR PORTFOLIO

Mirae Flooring has been trusted to deliver top-tier flooring solutions for major developments across Malaysia. Their expertise ensures durability, aesthetics, and functionality in various high-profile projects, including:



» Gamuda Cove Splash Mania

Durable, safe flooring for Malaysia's largest water park.



» Lalaport Mall

Stylish, long-lasting floors for a vibrant shopping hub.



» MRT Putrajaya Line

Heavy-duty flooring for high-traffic MRT stations.

WHAT MAKES US DIFFERENT?

Mirae Flooring delivers innovative, durable, and high-quality flooring solutions with expert craftsmanship. Trusted by major clients, we ensure excellence in every project, from decorative concrete to advanced resurfacing.



Industry Expertise & Experience



High-Quality & Durable Flooring Solutions



Trusted by Renowned Clients

CONTACT US:


+603-8744 2344 | +6019-255 8481

mundzir.ddl@gmail.com

www.miraeflooring.com

Mirae Flooring
(Cobble Crafter Sdn Bhd)

No 97-2A, Jalan TKS 1,
Taman Kajang Sentral,
43000 Kajang,
Selangor Darul Ehsan.



MIRAE

FLOORING

PREMIUM CONCRETE FLOOR FINISHING

Mirae Flooring specializes in high-quality concrete flooring solutions tailored for both residential and commercial projects.

WHAT WE OFFER:

DECORATIVE CONCRETE



RESINOUS AND EPOXY COATINGS



ALTERNATIVE FLOORING



PAVING SOLUTIONS




www.miraeflooring.com

WHAT IS CONCRETE IMPRINT?

Concrete imprint, also known as stamped concrete, is a decorative flooring technique where patterns and textures are stamped onto freshly poured concrete to make it look like natural materials such as stone, brick, tile, or wood.

Unlike tiles or overlays, the imprint is part of the concrete itself – strong, stylish, and long-lasting. This method gives your surface a premium look without sacrificing durability.

BEFORE



Plain Concrete

AFTER




Stamped Concrete

BENEFITS OF IMPRINT

- ✓ Cost-effective compared to real stone or tiles
- ✓ Long-lasting and weather-resistant
- ✓ Customizable designs and colors
- ✓ Great for outdoor & indoor spaces

COMMON USES



PROCESS CONCRETE IMPRINT

Step-by-Step Imprint Process

Stamped concrete combines strength and style. Here's how it's done:



1 Lay Metal Mesh (BRC)



2 Concrete and Level The Surface



3 Apply Base Colour



4 Apply Releaser



5 Stamp the pattern



6 Wash the Surface



7 Sealer the Surface

IMPRINT VS OTHER FLOORING

Choosing the right flooring requires a balance of design, durability, and maintenance. Concrete imprint offers a superior alternative to tiles and plain concrete across all key aspects.

Feature	Concrete Imprint	Tiles	Tar
Durable & crack resistant		! Can crack over time	✓
Custom patterns & colors		! Limited styles	✗
Non-slip surface	✓	! Slippery when wet	✗
Weather resistant		! Indoor use only	✓
Low maintenance		✗ Can pop off or stain	!
Aesthetic value		✓	✗

Concrete imprint is the smarter long-term solution – **durable, versatile, and designed** to impress.



Trusted by 100+ clients



Local expert in stamped concrete



Certified installation quality



Residential & commercial projects